

# Ultra low pressure BWRO, enhanced chemical tolerance

## TMG (D)

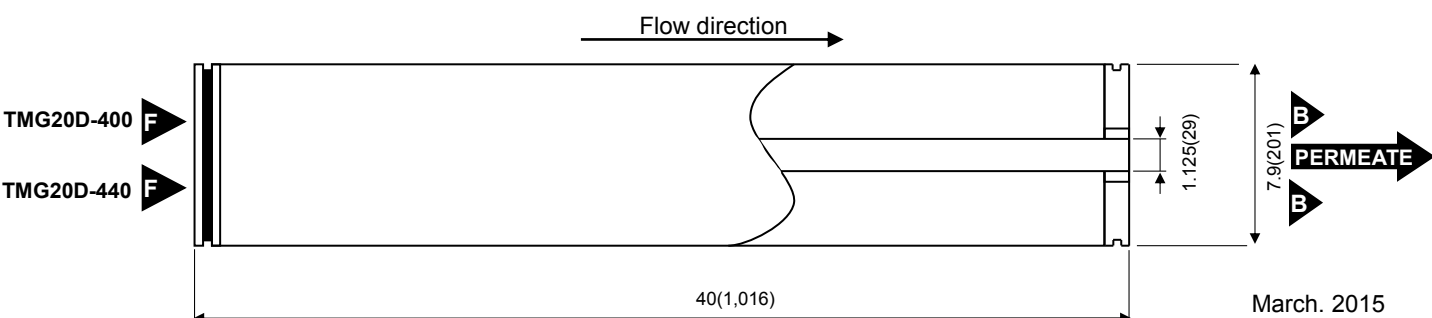
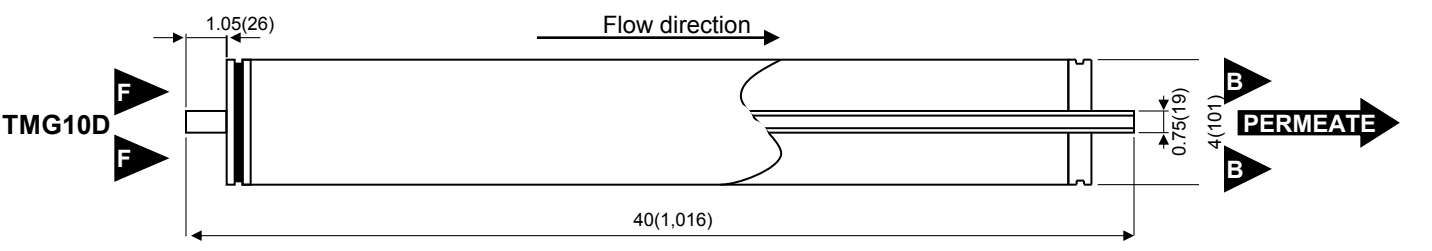
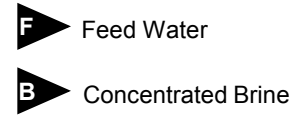
Type	Diameter Inch	Membrane Area ft <sup>2</sup> (m <sup>2</sup> )	Salt Rejection %	Product Flow Rate gpd(m <sup>3</sup> / d)	Feed Spacer Thickness mil
TMG10D	4"	87(8)	99.7	2,850(10.8)	34
TMG20D-400	8"	400(37)	99.7	12,100(45.8)	34
TMG20D-440	8"	440(41)	99.7	13,300(50.3)	28

\* Above two types of TMG20D are with 29mm centerpipe as described in below "Dimensions".  
**Please note that while TMG20** series with 29 mm centerpipe are distinguished by "C style",  
 TMG20D series are only with 29 mm centerpipe and not distinguished by "C style".

1. Membrane Type		Cross Linked Fully Aromatic Polyamide Composite
2. Test Conditions	Feed Water Pressure Feed Water Temperature Feed Water Concentration Recovery Rate Feed Water pH	150 psi(1.03MPa) 77° F(25°C) 2000 mg/l NaCl 15% 7
3. Minimum Salt Rejection		99.5%
4. Minimum Product Flow Rate		2,400gpd(9.1m <sup>3</sup> /d)(TMG10D) 10,300gpd(39.0m <sup>3</sup> /d)(TMG20D-400) 11,200gpd(42.4m <sup>3</sup> /d)(TMG20D-440)

### Dimensions

All dimensions shown in Inches (millimeter).



## Operating Limits

Maximum Operating Pressure _____	600 psi (4.1 MPa)
Maximum Feed Water Temperature _____	113° F (45°C)
Maximum Feed Water SDI <sub>15</sub> _____	5
Feed Water Chlorine Concentration <sup>*See below 3 of Operating Information</sup> _____	< 0.1ppm
Feed Water pH Range, Continuous Operation _____	2-11
Feed Water pH Range, Chemical Cleaning _____	1-13
Maximum Pressure Drop per Element _____	15psi (0.10 MPa)
Maximum Pressure Drop per Vessel _____	50psi (0.34 MPa)

## Operating Information

1. For the recommended design range, please consult the latest Toray technical bulletin, design guide lines, computer design program, and/ or call an application specialist. If the operating limits given in this Product Information Bulletin are not strictly followed, the Limited Warranty will be null and void.
  2. All elements are wet tested, treated with a 1% by weight percent sodium bisulfite storage solution, and then vacuum packed in oxygen barrier bags, or treated with tested feed water solution, and then vacuum packed in oxygen barrier bags with deoxidant inside. To prevent biological growth during short term storage, shipment, or system shutdown, it is recommended that Toray elements be immersed in a protective solution containing 500 - 1,000 ppm of sodium bisulfite (food grade) dissolved in permeate.
  3. The presence of free chlorine and other oxidizing agents under certain conditions, such as heavy metals which acts as oxidation catalyst in the feed water will cause unexpected oxidation of the membrane. Since oxidation damage is not covered under warranty, it is strongly recommended to remove these oxidizing agents contained in feed water before operating RO system. Please refer to Toray RO Element Three-Year Prorated Limited Warranty.
  4. Permeate from the first hour of operation shall be discarded.
  5. The customer is fully responsible for the effects of chemicals that are incompatible with the elements. Their use will void the element Limited Warranty.
  6. Recommended Process/ Operation pressure is < 2.0 MPa
    - a) Ultra low pressure elements will perform best with low salinity brackish water
    - b) Above pressure range should be maintained also at low temperature
- For more details, and in special cases, please consult the projection design guideline or contact your membrane supplier.

## Notice

1. Toray accepts no responsibility for results obtained by the application of this information or the safety or suitability of Toray's products, either alone or in combination with other products. Users are advised to make their own tests to determine the safety and suitability of each product combination for their own purposes.
2. All data may change without prior notice, due to technical modifications or production changes.



www.hscwater.com  
+90 212 444 7 472